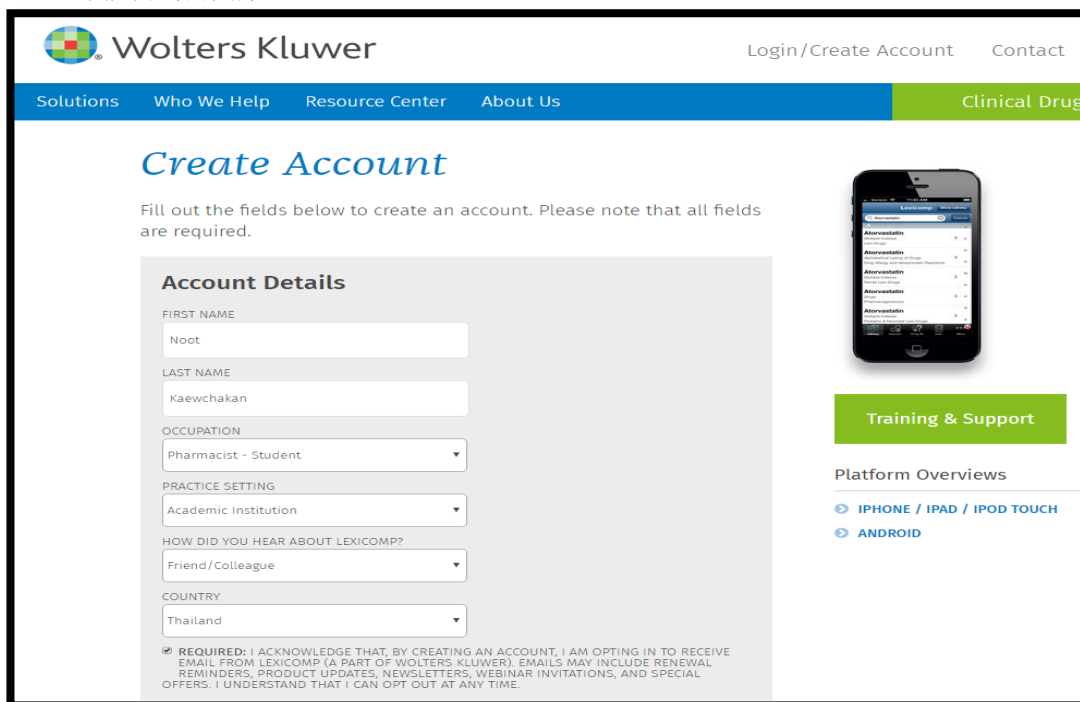


Lexicomp Application for Mobile Devices (iPhone/iPad/iPod/Android)

- 一個帳號僅綁定2個行動裝置
- 無須連結醫院或者學校網站申請帳號
- Lexicomp Online登入帳戶與行動版不同

Step 1: Create Account & Add Code to Your Account

1. 進入 :<https://www.lexi.com/account/create>
2. 填寫以下註冊所需資訊



Wolters Kluwer Login/Create Account Contact

Solutions Who We Help Resource Center About Us Clinical Drug

Create Account

Fill out the fields below to create an account. Please note that all fields are required.

Account Details

FIRST NAME
Noot

LAST NAME
Kaewchakan

OCCUPATION
Pharmacist - Student

PRACTICE SETTING
Academic Institution

HOW DID YOU HEAR ABOUT LEXICOMP?
Friend/Colleague

COUNTRY
Thailand

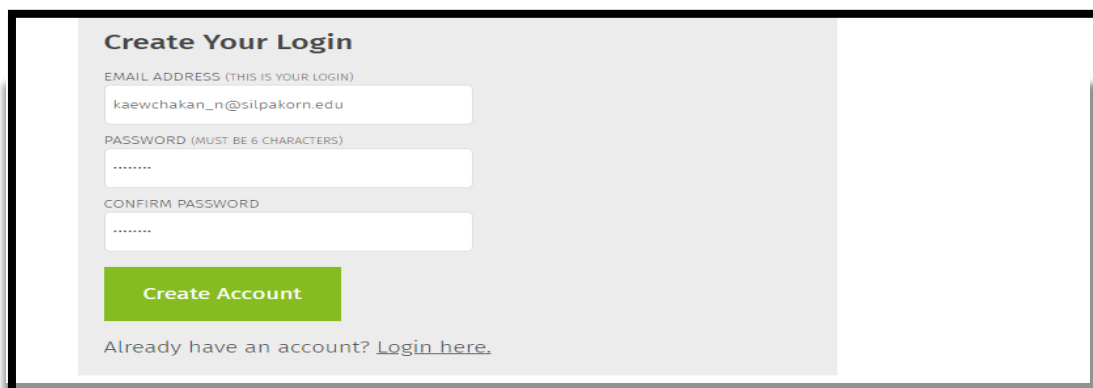
REQUIRED: I ACKNOWLEDGE THAT, BY CREATING AN ACCOUNT, I AM OPTING IN TO RECEIVE EMAIL FROM LEXICOMP (A PART OF WOLTERS KLUWER). EMAILS MAY INCLUDE RENEWAL REMINDERS, PRODUCT UPDATES, NEWSLETTERS, WEBINAR INVITATIONS, AND SPECIAL OFFERS. I UNDERSTAND THAT I CAN OPT OUT AT ANY TIME.

Training & Support

Platform Overviews

- IPHONE / IPAD / IPOD TOUCH
- ANDROID

3. 設定個人帳戶: Username 為個人email。
**使用此組帳號密碼登入行動裝置
4. 點選 **Create Account**



Create Your Login

EMAIL ADDRESS (THIS IS YOUR LOGIN)
kaewchakan_n@silpakorn.edu

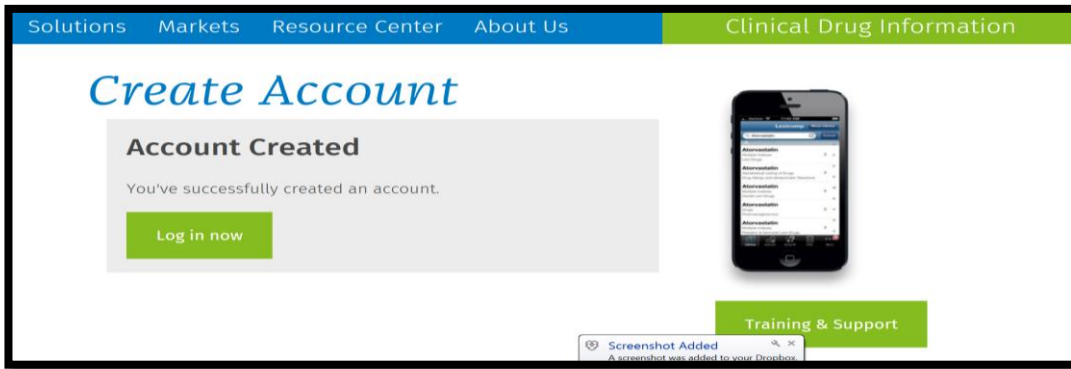
PASSWORD (MUST BE 6 CHARACTERS)
.....

CONFIRM PASSWORD
.....

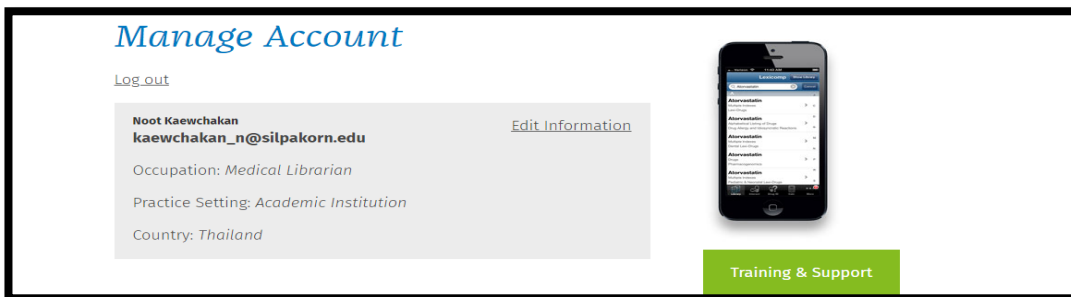
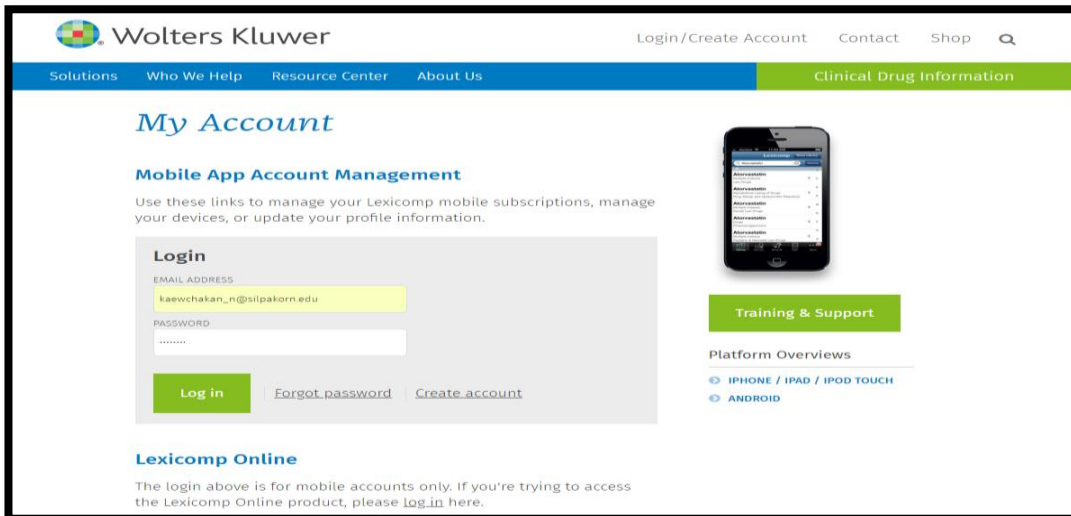
Create Account

Already have an account? [Login here.](#)

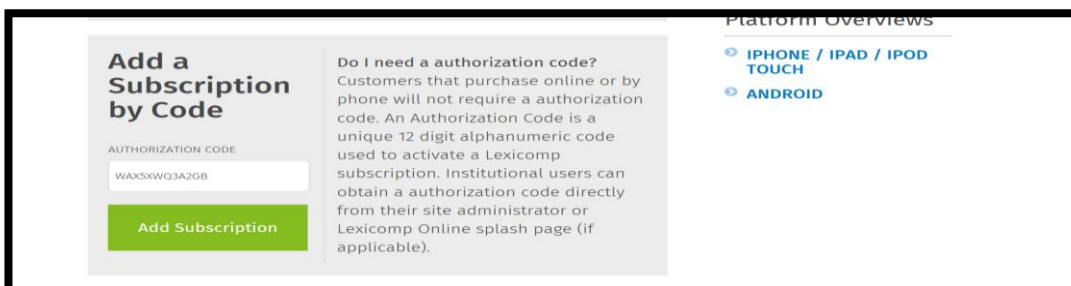
4. 點選 [Log in now.](#)



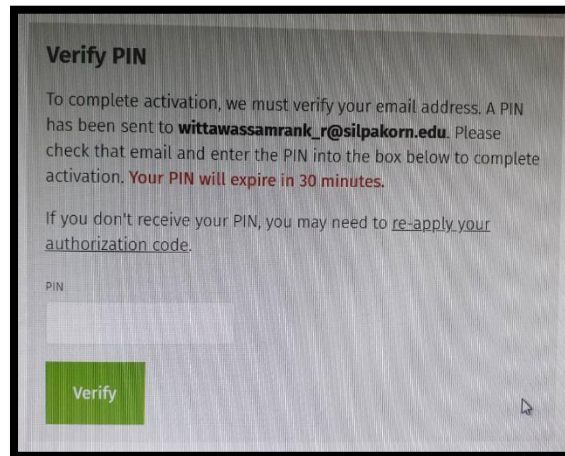
5. 請確定網址已轉換成→ <https://www.lexi.com/account/>
Click Log in 輸入帳號(email)以及密碼，點選 [Log in.](#)



6. 填寫Authorization code，按下 [Add Subscription Code](#)



7. **驗證PIN**: 30分鐘內需取得PIN並驗證完成(PIN會寄至信箱)



Verify PIN

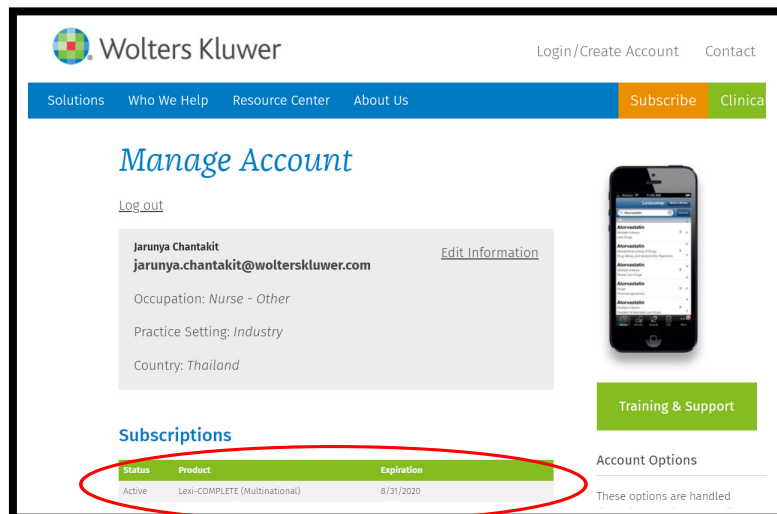
To complete activation, we must verify your email address. A PIN has been sent to **wittawassamrank_r@silpakorn.edu**. Please check that email and enter the PIN into the box below to complete activation. **Your PIN will expire in 30 minutes.**

If you don't receive your PIN, you may need to re-apply your authorization code.

PIN

Verify

8. 完成後，下方狀態顯示Active



Wolters Kluwer

Login/Create Account Contact

Solutions Who We Help Resource Center About Us Subscribe Clinica

Manage Account

[Log out](#)

Jarunya Chantakit
jarunya.chantakit@wolterskluwer.com [Edit Information](#)

Occupation: Nurse - Other
Practice Setting: Industry
Country: Thailand

Training & Support

Subscriptions

Status	Product	Expiration
Active	Lexi-COMPLETE (Multinational)	8/31/2020

Account Options
These options are handled


Step 2: Mobile App Installation

You can download Lexicomp as Offline into your mobile application for 2 devices per one account. And ready to search via application.

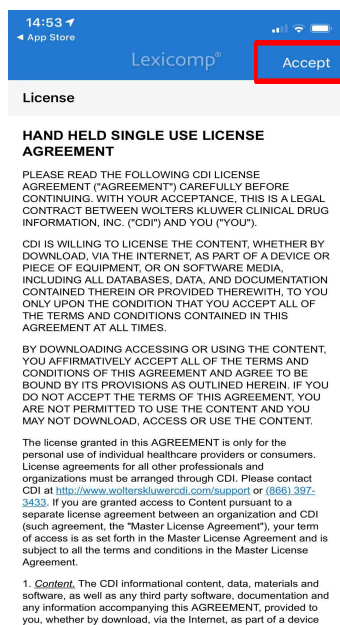
* This account cannot use Lexicomp Online on web browser. If you want to go to Lexicomp Online, [you must go to URL:online.lexi.com Inside Campus without login.](http://online.lexi.com)

2.1 手機進入App Store 或 Play Store ，搜尋 Lexicomp

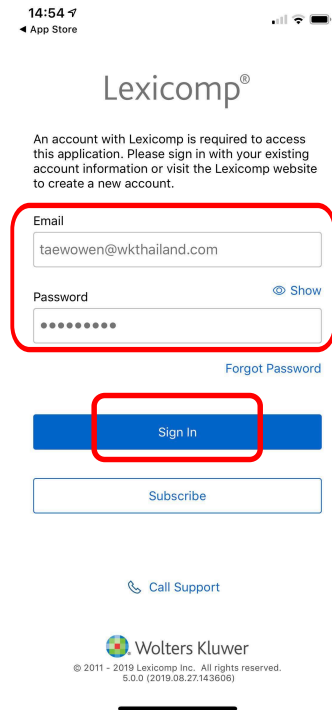
2.2 選擇安裝 Install / GET.



2.3 開啟Lexicomp app 並且閱讀license agreement ，點選 **Accept**



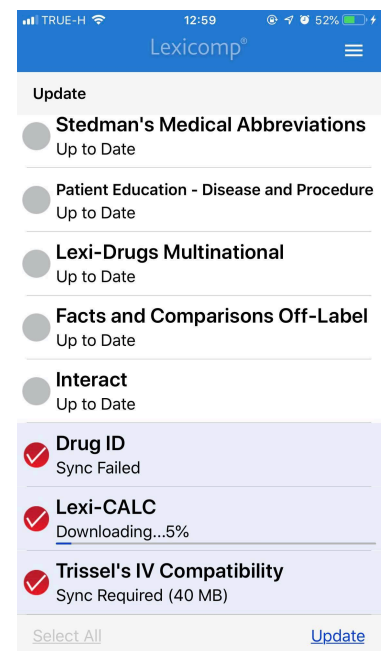
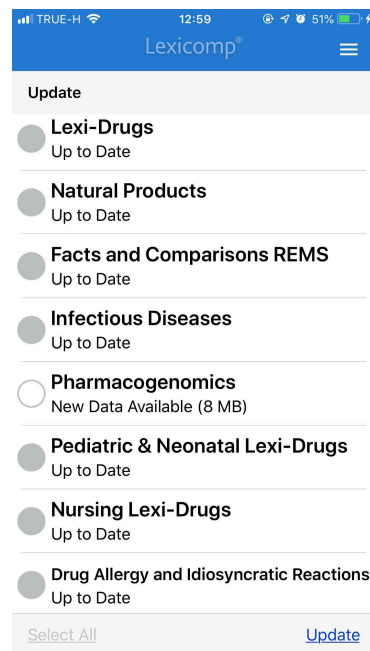
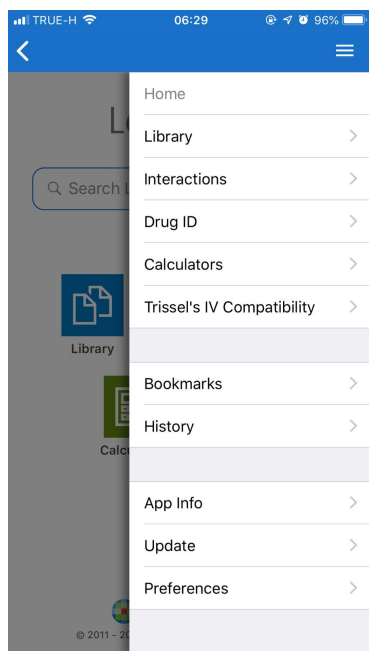
2.4 輸入帳號(email)以及密碼，點選**Sig in**
*如果忘記密碼可選擇Forgot Password



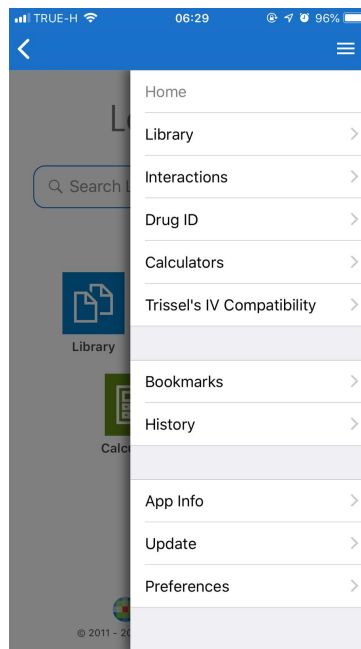
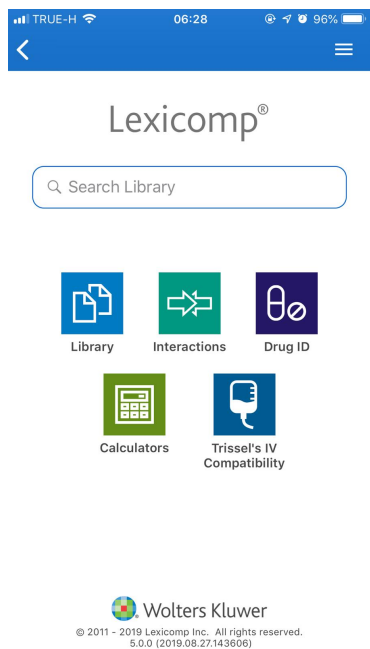
2.5 您會收到**Account Synced message(同步)**，按下**OK**

2.6 您必須下載資料庫，才能進行搜尋

2.7 選取想要下載的資料庫，並點選**Update**



2.8 資料庫更新完成後 (Up to Date),點選右上角三條白線返回主畫面(Home)



IMPORTANT NOTES:

- Updates may take some time, depending upon the database(s) selected, the connection speed, and the speed of your device's memory.
- The Lexicomp Mobile App requires a strong cellular or Wi-Fi signal for installation. The application may transfer a significant amount of data, which could result in charges from your carrier. We recommend you utilize an unlimited data plan or connect to a Wi-Fi network when installing or updating this product. Please contact your carrier for assistance with your data plan or with utilizing a Wi-Fi connection.
- The Android application requires OS 4.0 or later, access to the Play Store and 1.5 GB of available space. To verify you have a compatible device, access SETTINGS > ABOUT. If you have an earlier version, please update your device before continuing. The Play Store requires you to have a Gmail account.
- The iPhone, iPod touch, or iPad application requires iOS 10.1 or later, an active Apple ID, and 1.5 GB of available space. To verify you have a compatible device, access SETTINGS > GENERAL > ABOUT. If you have an earlier version, please update your device before continuing. If you do not have an iTunes account, please visit: <https://appleid.apple.com/> to create one.