


# Micromedex New App 啟用說明

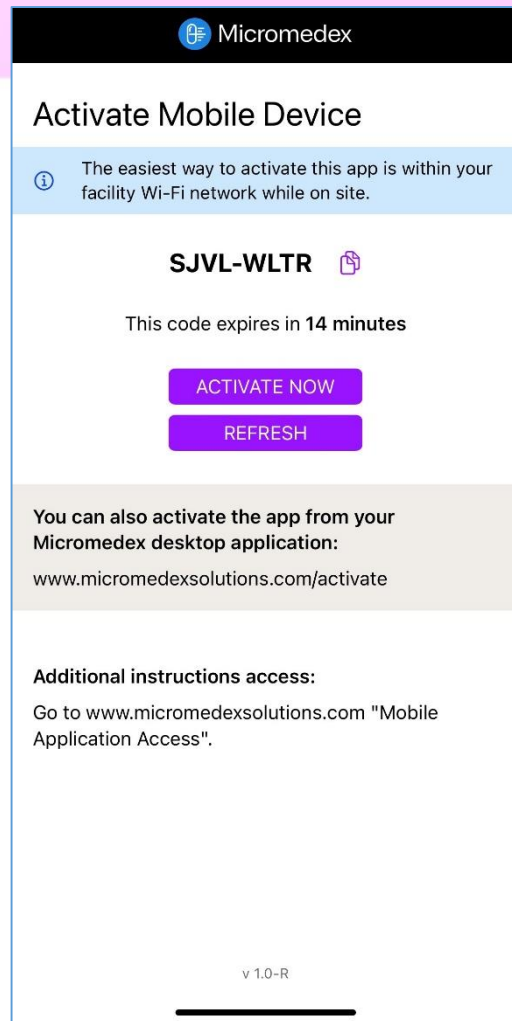


Step 1. Download Micromedex app



# Step 2-1. App activation – 手機使用機構網域內Wi-Fi

## (1) 點擊 Activate Now



The screenshot shows the 'Activate Mobile Device' screen in the Micromedex app. At the top, the Micromedex logo is visible. Below the title, a blue information banner states: 'The easiest way to activate this app is within your facility Wi-Fi network while on site.' A large purple code 'SJVL-WLTR' is displayed with a copy icon. Below the code, it says 'This code expires in 14 minutes'. There are two purple buttons: 'ACTIVATE NOW' and 'REFRESH'. At the bottom, there is a grey box with the text: 'You can also activate the app from your Micromedex desktop application: www.micromedexsolutions.com/activate'. Below that, it says 'Additional instructions access: Go to www.micromedexsolutions.com "Mobile Application Access".' The version 'v 1.0-R' is at the very bottom.



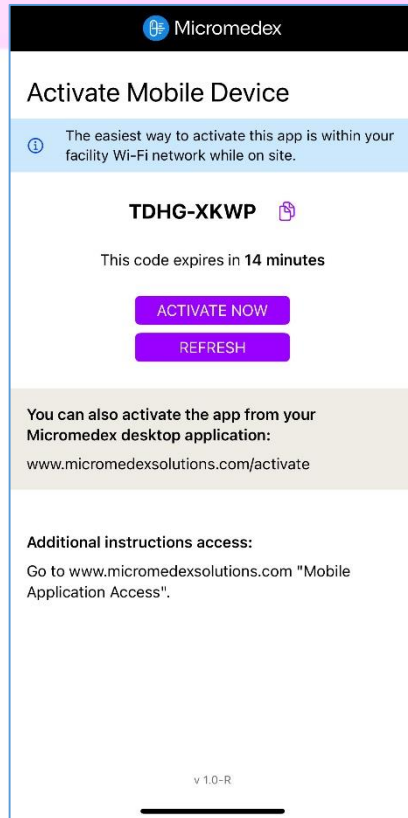
## (2) 完成啟用



The screenshot shows the main interface of the Micromedex app. At the top, there is a search bar with the text 'Search Micromedex' and icons for voice search and sharing. Below the search bar are three main feature tiles: a red tile for 'Drug Reference', a green tile for 'Drug Interactions', and a purple tile for 'IV Compatibility'. At the bottom, there is a navigation bar with three icons: 'Subscriptions', 'Calcs', and 'Bookmarks'. The Micromedex logo is at the top left of the main content area.

# Step 2-2. App activation – 手機非使用機構網域內Wi-Fi

## (1) 複製code



Micromedex

### Activate Mobile Device

The easiest way to activate this app is within your facility Wi-Fi network while on site.

**TDHG-XKWP**

This code expires in 14 minutes

**ACTIVATE NOW**

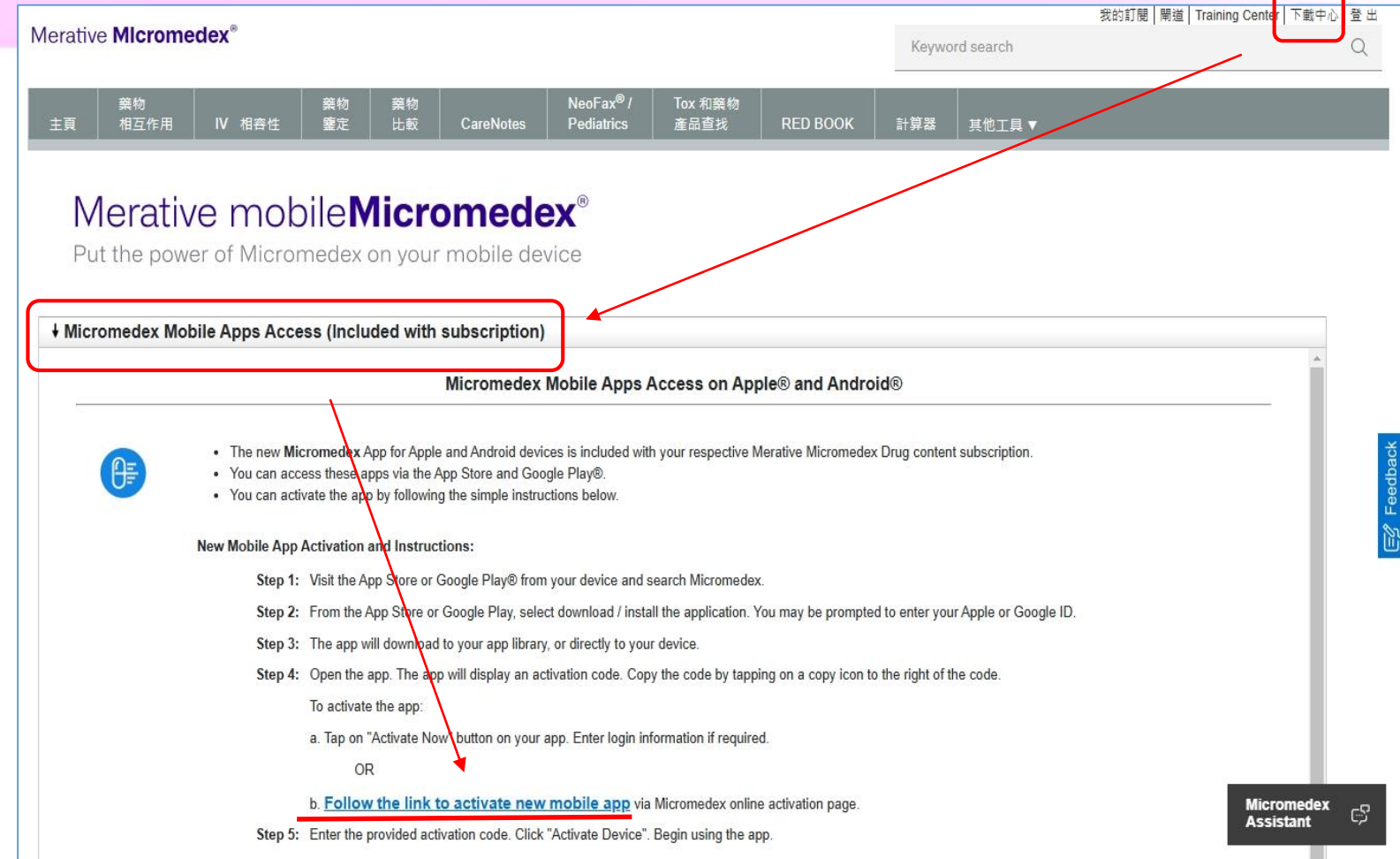
**REFRESH**

You can also activate the app from your Micromedex desktop application:  
[www.micromedexsolutions.com/activate](http://www.micromedexsolutions.com/activate)

**Additional instructions access:**  
Go to [www.micromedexsolutions.com](http://www.micromedexsolutions.com) "Mobile Application Access".

v 1.0-R

## (2) 開啟網頁版Micromedex資料庫下載中心點擊啟用網址



Merative **Micromedex**<sup>®</sup>

我的訂閱 | 簡述 | Training Center | **下載中心** | 登出

Keyword search

主頁 | 藥物相互作用 | IV 相容性 | 藥物鑒定 | 藥物比較 | CareNotes | NeoFax<sup>®</sup> / Pediatrics | Tox 和藥物產品查找 | RED BOOK | 計算器 | 其他工具

## Merative mobile **Micromedex**<sup>®</sup>

Put the power of Micromedex on your mobile device

**↓ Micromedex Mobile Apps Access (Included with subscription)**

### Micromedex Mobile Apps Access on Apple<sup>®</sup> and Android<sup>®</sup>

- The new **Micromedex** App for Apple and Android devices is included with your respective Merative Micromedex Drug content subscription.
- You can access these apps via the App Store and Google Play<sup>®</sup>.
- You can activate the app by following the simple instructions below.

**New Mobile App Activation and Instructions:**

**Step 1:** Visit the App Store or Google Play<sup>®</sup> from your device and search Micromedex.

**Step 2:** From the App Store or Google Play, select download / install the application. You may be prompted to enter your Apple or Google ID.

**Step 3:** The app will download to your app library, or directly to your device.

**Step 4:** Open the app. The app will display an activation code. Copy the code by tapping on a copy icon to the right of the code.

To activate the app:

- Tap on "Activate Now" button on your app. Enter login information if required.

OR

- Follow the link to activate new mobile app** via Micromedex online activation page.

**Step 5:** Enter the provided activation code. Click "Activate Device". Begin using the app.

Micromedex Assistant

## Step 2-2. App activation – 手機非使用機構網域內Wi-Fi

### (3) 輸入code

Subscriber: Shou Ray Information Service Co Ltd.

**Activate Now**

TDHG-XKWP

**Activate Device** →

[Log out](#)

### (4) 完成啟用

